

Optima Millenium Plus

CHARACTERISTICS

Floor mounted tube stand:

Total Column Height:	223,5 cm
Motorized Longitudinal Rails Travel:	201 cm
Motorized Tube Arm Vertical Travel:	162 cm
Tube Arm Transversal Travel:	30 cm
Focal distance to floor:	40-202 cm
Automatic stops at SID:	180 cm, 150 cm and 100 cm
Electromagnetic brakes	
Tube Arm Rotation Vertical Axis:	± 90°
Tube Arm Rotation Horizontal Axis:	± 180°
X-Ray tube rotation:	± 150°
Mechanical Detent:	every 90°

Elevating radiographic table:

Table top Al. equivalence	< 1 mm
Table top Weight capacity:	350 kg
Table top travels:	
Longitudinal travel:	110 cm (+50 cm, -60 cm)
Transversal travel:	24 cm (+12 cm)
Motorized Vertical travel:	40 cm
Minimum distance floor/board:	50 cm
Maximum distance floor/board:	90 cm
Motorized Longitudinal bucky travel:	51 cm
Radiographic coverage:	161 cm
Prepare for Bucky & Digital flat panel detectors	
Grid cabinet	
Ion Chamber cabinet	

Synchronizations and auto positioning:

Tube Arm Synchronization with vertical Movement of the radiographic table
 Tube Arm Synchronization with vertical Movement of the Wall bucky stand
 Tube Arm Synchronization with longitudinal Movement of the Bucky/detector cabinet of the radiographic table
 Auto positioning available from the APR of the control console.
 Auto positioning available from the Tube head control console, with preprogram

Wall bucky stand millenium:

Bucky stand	non tilting
Vertical travel	150 cm
Minimum high from floor	40 cm
Maximum high from floor	190 cm
Total counterbalance for easy movement	
Minimum distance center film to floor	40 cm
Prepare for Bucky & Digital flat panel detectors	
Grid cabinet	
Ion Chamber cabinet	
Electromagnetic brakes for the vertical travel positioning	

Tube Head Control Console:

Touch key Bottoms

- Two Auto position Buttons
- Two Telescopic brake release Buttons
- Two tube rotation brake release Buttons
- Three column brake release Buttons
- Two column motorized movement vertical & longitudinal Buttons




Touch Screen 10" display console

- Positioning screen display SID, tube angle, table height, wall stand height, Column longitudinal position
- Auto positioning display 10 preprogram positions, enable to create more view or editable (SID, tube angle, table height, wall stand height, Column longitudinal position)
- Tomography display (Optional) SID, tube angle, tomography angle, Fulcrum height, 2 speeds
- Generator Control display Possibility of visualization and modification of the generator parameters.
- Generator APR Display APR selection of the anatomical program of the generator including system position and collimation (Only in convention system)

Specifications subject to change without prior notice

OPTIMA_MILLENNIUM_PLUS_Rev 1.0_1007

Optima Millenium Plus



- Auto positioning*
- Synchronization for all movements on table & wall stand*
- Friendly use*
- Fast positioning times*
- Generator Control*
- Position Visualization*
- DIGITAL ready*

General Rad Room System ▶▶▶



SEDECAL

C/ Pelaya, 13 - Polígono Industrial "Río de Janeiro"
 28110 - Algete (Madrid-SPAIN)
 Central Offices:
 Tel.: (34) 91 - 628 0544 / 91 - 628 1592
 Fax: (34) 91 - 628 0574
 Email: marketing@sedecal.com

Factory:
 Tel.: (34) 91 - 629 0721
 Fax: (34) 91 - 629 0783
 Email: manufacturing@sedecal.com

SEDECAL USA Inc

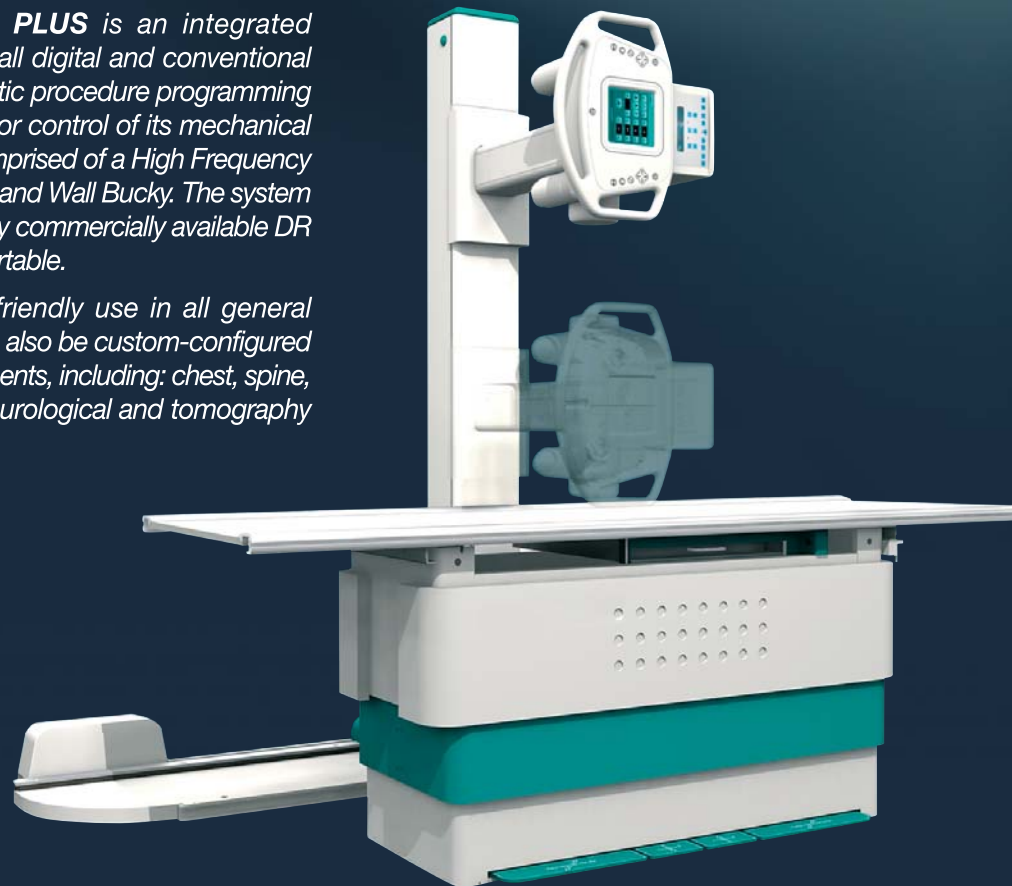
2920 N Arlington Heights Rd.
 Arlington Heights, Illinois 60004
 USA
 Tel.: 1 (847) 394 - 6960
 Fax: 1 (847) 394 - 6966
 Email: sales@sedecalusa.com



Optima Millenium Plus

The **OPTIMA MILLENIUM PLUS** is an integrated radiographic system ideal for all digital and conventional applications. Featuring automatic procedure programming and precise synchronized motor control of its mechanical components, the system is comprised of a High Frequency Generator, Radiographic Table, and Wall Bucky. The system is DR ready, and can accept any commercially available DR flat panel, fully-integrated or portable.

Designed for flexibility and friendly use in all general radiographic procedures, it can also be custom-configured to your specific clinical requirements, including: chest, spine, complete skeletal, abdominal, urological and tomography (optional) studies.



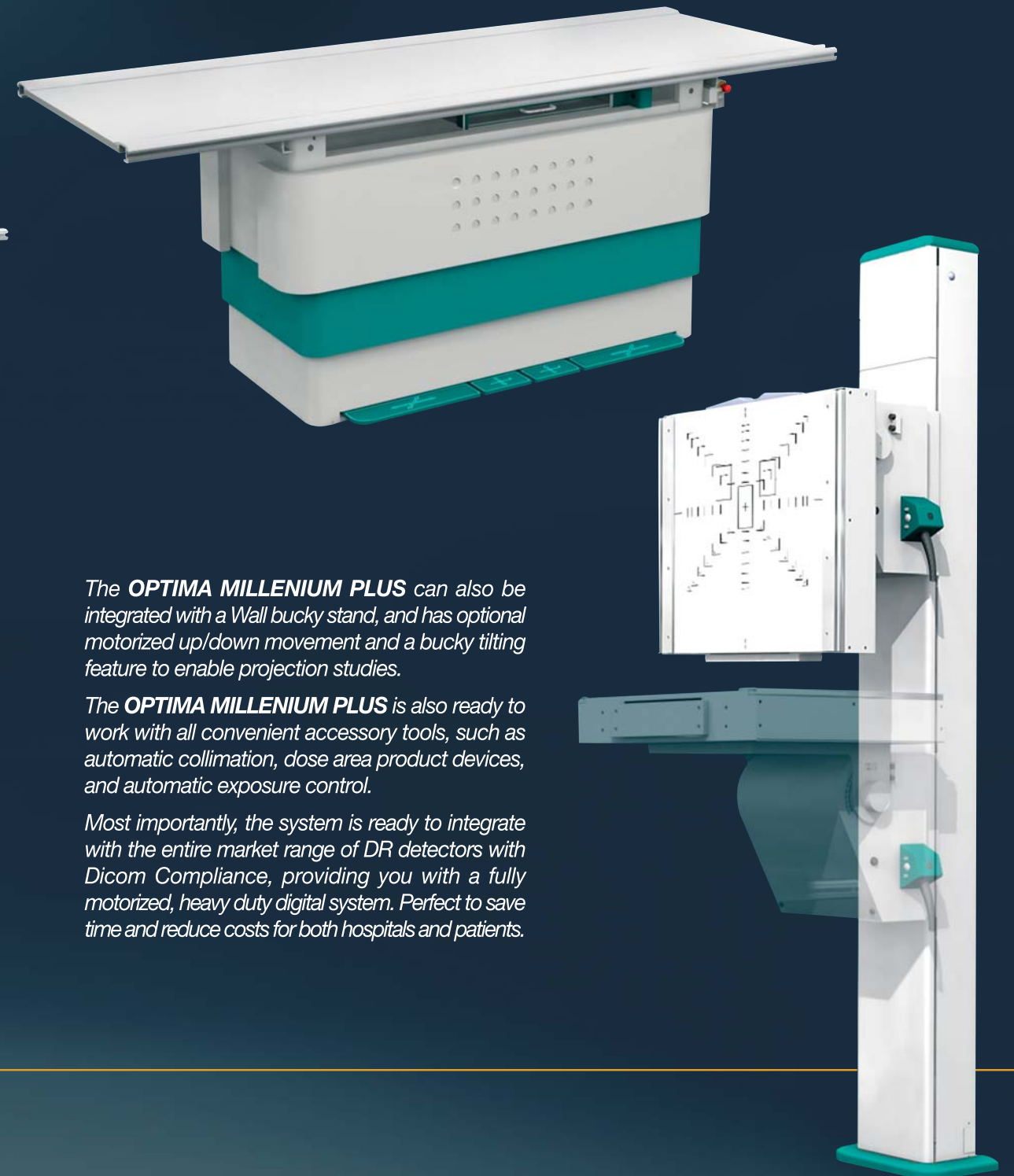
Synchronized system movement reduces technician time and effort, thus improving workflow. Patient positioning is faster and safer through sophisticated, yet easy-to-use, technology such as auto-tracking. With auto-tracking, the tube head moves in conjunction with the vertical movements of the wall stand and table and the longitudinal travel of the table bucky.

Further enhancing patient workflow, is the special 10" Touch Screen console. The console displays direct view of generator parameters, auto-position pre-programs, and system APR's, allowing table-side procedure selection while positioning the patient.



The **OPTIMA MILLENIUM PLUS** elevating table has a vertical motorized movement with double elevating system, accessible from both sides of the table. Utilizing a high precision bearing system,

smooth and parallel four-way table movement is guaranteed. The ergonomic design makes it user-friendly for both patient and operator, and its robust structure is built to last.



The **OPTIMA MILLENIUM PLUS** can also be integrated with a Wall bucky stand, and has optional motorized up/down movement and a bucky tilting feature to enable projection studies.

The **OPTIMA MILLENIUM PLUS** is also ready to work with all convenient accessory tools, such as automatic collimation, dose area product devices, and automatic exposure control.

Most importantly, the system is ready to integrate with the entire market range of DR detectors with Dicom Compliance, providing you with a fully motorized, heavy duty digital system. Perfect to save time and reduce costs for both hospitals and patients.