


OPTIMA MILLENNIUM



Elevating Bucky Table

Bucky Table

Distributed by:



SEDECAL
Pelaya, 9 - Polígono industrial "Rio de Janeiro"
28110 - Algete (Madrid - SPAIN)
Central Offices:
Tel.: (34) 91-628 0544 / 91-628 1592
Fax: (34) 902 190 385
Email: marketing@sedecal.com

Factory:
Tel.: (34) 91-629 0721
Fax: (34) 91-629 0783
Email: manufacturing@sedecal.com

SEDECAL facilities



SEDECAL USA Inc
2910 N Arlington Heights Rd.
Arlington Heights, Illinois 60004
USA
Tel.: 1 (847) 394 - 6960
Fax: 1 (847) 394 - 6966
Email: sales@sedecalusa.com

OPTIMA MILLENNIUM

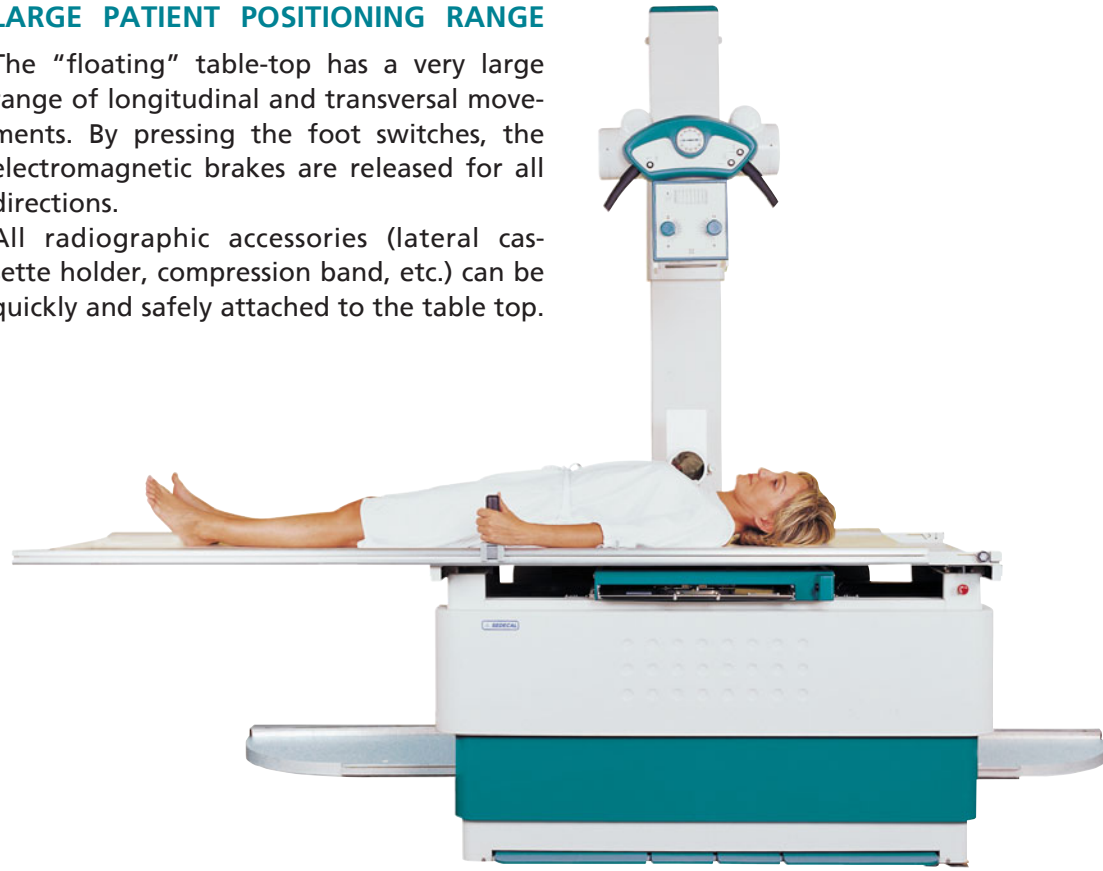
All Purpose Radiographic System



LARGE PATIENT POSITIONING RANGE


The "floating" table-top has a very large range of longitudinal and transversal movements. By pressing the foot switches, the electromagnetic brakes are released for all directions.

All radiographic accessories (lateral cassette holder, compression band, etc.) can be quickly and safely attached to the table top.



The Bucky tray, which can be operated with one hand, has a wide longitudinal movement in addition to the large scope of table top movement. The integrated automatic exposure control (optional) permits exposures of high image quality and prevents incorrect exposures.

A counter-balanced tube stand provides a smooth vertical movement. For exposures with the bucky stand, the tube column can be moved beyond the table either on the right or left-hand side. On either side, the vertical range of movement of the tube assembly provides a minimum source-to-floor distance of only 40 cm.

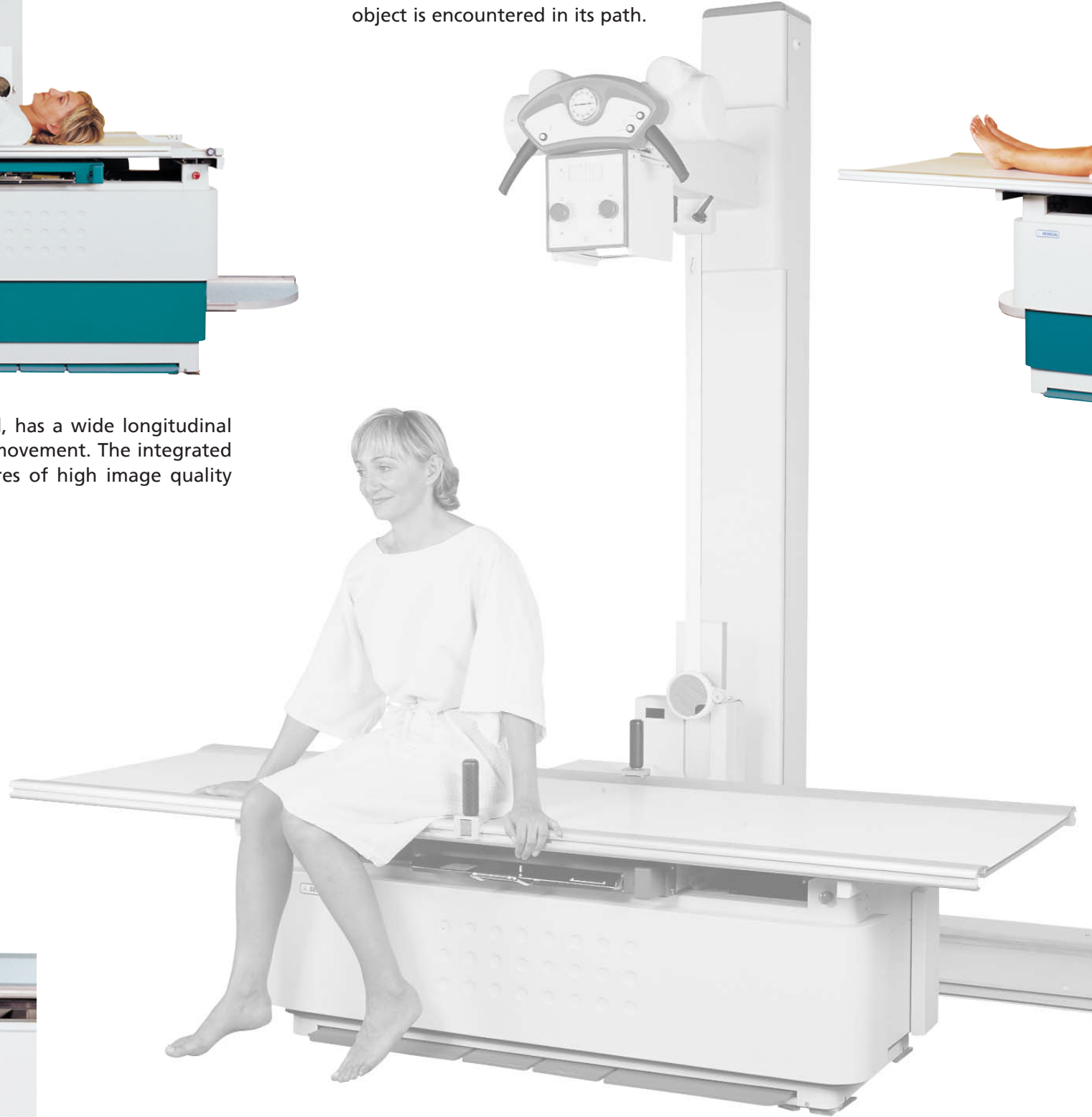


FAST AND SAFE PATIENT POSITIONING

The minimum height of the elevating table allows easy and fast positioning on table-top for any kind of patient: child, elderly or handicapped.

By pressing one button, the operator can lock lateral and longitudinal table-top motion - a light will alert the user that the movement is locked.

A safety anticollision system during downward movement of the table avoids accidents when an object is encountered in its path.



Elevating Bucky Table

TOMOGRAPHY FEATURE (optional)

With the tomography version and adjustable height table top it is possible to make high quality linear tomographic exposures.

To switch over to tomography, the coupling device on the tube carrier arm has to be attached to the connecting rod on the tomography unit.

When making oblique X-ray exposures, the radiation beam axis remains precisely positioned at the centre of the film.



The Optima MILLENNIUM tubestand can easily be turned and moved providing very convenient adjustments for lateral exposures.

